



District Report Card: 2017


State: Haryana	District: Kaithal
Class: 3	Subject: Language
Schools: 61	Students: 1167


Participation/Coverage


Students

<div>GENDER</div> <div></div>	Boys				Girls			
	Number		%		Number		%	
	507		43.44		660		56.56	

<div>AREA</div> <div></div>	Rural				Urban			
	Number		%		Number		%	
	960		82.26		207		17.74	

<div>CATEGORY</div> <div></div>	SC		ST		OBC		GEN	
	Number	%	Number	%	Number	%	Number	%
	646	55.36	0	0.00	352	30.16	169	14.48

<div>CWSN</div> <div></div>	LD	VI	HI	S&LD	ID	Oth
	2	7	1	4	9	2

<div>Management</div> <div></div>	Government			Government-aided		
	Number		%	Number		%
	1142		97.86	25		2.14

Average Performance of Students in Language (%)

Overall	Gender		Area		Management		Social Group			
	Male	Female	Rural	Urban	Govt.	Aided	SC	ST	OBC	GEN
66.62	67.56	65.89	67.04	64.64	66.42	75.47	65.27	0.00	66.67	71.64

Performance on Learning Outcomes (LOs)

Learning Outcomes	Description	Average Performance(%)
L304	Reads small texts with comprehension i.e., identifies main ideas, details, sequence and draws conclusions	66.88
L312	Reads printed scripts on the classroom walls: poems, posters, charts etc.	66.08

Range of Performance of Students who Answered Correctly							
Below 30%		30% - 50%		50% - 75%		Above 75%	
Number	%	Number	%	Number	%	Number	%
78	6.68	192	16.45	434	37.19	463	39.67

Lowest Performing Learning Outcomes (LOs)

1 - Reads printed scripts on the classroom walls: poems, posters, charts etc. (66.08)

2 - Reads small texts with comprehension i.e., identifies main ideas, details, sequence and draws conclusions (66.88)